

# The Annual Quality Assurance Report (AQAR) of the IQAC

All NAAC accredited institutions will submit an annual self-reviewed progress report to NAAC, through its IQAC. The report is to detail the tangible results achieved in key areas, specifically identified by the institutional IQAC at the beginning of the academic year. The AQAR will detail the results of the perspective plan worked out by the IQAC. (Note: The AQAR period would be the Academic Year. For example, July 1, 2012 to June 30, 2013)

## Part – A

AQAR for the year (for example 2013-14)

2017-2018

### 1. Details of the Institution

1.1 Name of the Institution

Dr. S. R. Chandrasekhar Institute of Speech and Hearing

1.2 Address Line 1

Hennur Road

Address Line 2

Lingarajapuram

City/Town

Bengaluru

State

Karnataka

Pin Code

560084

Institution e-mail address

dr.srcish@gmail.com

Contact Nos.

08025470037, 08025460405

Name of the Head of the Institution:

Dr. Madhuri Gore

Tel. No. with STD Code:

8025470037

Mobile:

9448838324

Name of the IQAC Co-ordinator:

Ms. Sneha Mareen Varghese

Mobile:

9019676030

IQAC e-mail address:

iqac.drsrcish@gmail.com

1.3 NAAC Track ID (For ex. MHC0GN 18879)

KAC0GN27017

**OR**

1.4 NAAC Executive Committee No. & Date:

(For Example EC/32/A&A/143 dated 3-5-2004.  
This EC no. is available in the right corner- bottom  
of your institution's Accreditation Certificate)

EC (SC) 28/A & A/149.1 dated 30.10.2017

1.5 Website address:

www.speechear.org

Web-link of the AQAR:

www.speechear.org/downloads/AQAR2017-2018.pdf

For ex. <http://www.ladykeanecollege.edu.in/AQAR2012-13.doc>

1.6 Accreditation Details

Sl. No.	Cycle	Grade	CGPA	Year of Accreditation	Validity Period
1	1 <sup>st</sup> Cycle	B	2.40	2017	2022
2	2 <sup>nd</sup> Cycle				

3	3 <sup>rd</sup> Cycle				
4	4 <sup>th</sup> Cycle				

1.7 Date of Establishment of IQAC : DD/MM/YYYY

19/08/2011

1.8 Details of the previous year's AQAR submitted to NAAC after the latest Assessment and Accreditation by NAAC (*for example AQAR 2010-11 submitted to NAAC on 12-10-2011*)

- i. AQAR \_\_\_\_\_ first AQAR \_\_\_\_\_ (DD/MM/YYYY)<sup>4</sup>
- ii. AQAR \_\_\_\_\_ (DD/MM/YYYY)
- iii. AQAR \_\_\_\_\_ (DD/MM/YYYY)
- iv. AQAR \_\_\_\_\_ (DD/MM/YYYY)

1.9 Institutional Status

University State  Central  Deemed  Private

Affiliated College Yes  No

Constituent College Yes  No

Autonomous college of UGC Yes  No

Regulatory Agency approved Institution Yes  No

(eg. AICTE, BCI, MCI, PCI, NCI, **RCI**)

Type of Institution Co-education  Men  Women

Urban  Rural  Tribal

Financial Status Grant-in-aid  UGC 2(f)  UGC 12B

Grant-in-aid + Self Financing  Totally Self-financing

1.10 Type of Faculty/Programme

Arts  Science  Commerce  Law  PEI (Phys Edu)

TEI (Edu)  Engineering  Health Science  Management

Others (Specify)

1.11 Name of the Affiliating University (*for the Colleges*)

Bangalore University, Current batch under  
Bangalore North University

1.12 Special status conferred by Central/ State Government-- UGC/CSIR/DST/DBT/ICMR etc : No

Autonomy by State/Central Govt. / University

No

University with Potential for Excellence

NA

UGC-CPE

No

DST Star Scheme

No

UGC-CE

No

UGC-Special Assistance Programme

No

DST-FIST

No

UGC-Innovative PG programmes

No

Any other (*Specify*)

UGC-COP Programmes

No

## **2. IQAC Composition and Activities**

2.1 No. of Teachers

6

2.2 No. of Administrative/Technical staff

1

2.3 No. of students

1

2.4 No. of Management representatives

1

2.5 No. of Alumni

2.6 No. of any other stakeholder and community representatives

2.7 No. of Employers/ Industrialists

2.8 No. of other External Experts

2.9 Total No. of members

2.10 No. of IQAC meetings held

2.11 No. of meetings with various stakeholders:

No.	<input type="text"/>	Faculty	<input type="text" value="1"/>
Non-Teaching Staff	<input type="text"/>	Students	<input type="text"/>
Alumni	<input type="text" value="1"/>	Others	<input type="text"/>

2.12 Has IQAC received any funding from UGC during the year? Yes  No

If yes, mention the amount

2.13 Seminars and Conferences (only quality related)

(i) No. of Seminars/Conferences/ Workshops/Symposia organized by the IQAC

Total Nos.  International  National  State  Institution Level

(ii) Themes

Calibration: An overview (17<sup>th</sup> February, 2018)  
 Dysphagia: Theory to Practice (15<sup>th</sup> -17<sup>th</sup> March, 2018)

2.14 Significant Activities and contributions made by IQAC

Dysphagia unit, Introduction of add-on course, modifying syllabus, improving library, Swatch Bharat Campaign, B. N Gupta Research Centre, Pulse polio activities

2.15 Plan of Action by IQAC/Outcome

The plan of action chalked out by the IQAC in the beginning of the year towards quality enhancement and the outcome achieved by the end of the year \*

Plan of Action	Achievements
Library resources	Added Thieme publishers which includes journals and 38 books, access to e-journals, webinars
Research	B.N Gupta research centre
Conference/Workshops	One in-house seminar and a national level seminar was held

\* Attach the Academic Calendar of the year as Annexure.

2.15 Whether the AQAR was placed in statutory body    Yes     No

Management     Syndicate     Any other body

Provide the details of the action taken

Move to upgrade library
-------------------------

## Part – B

### Criterion – I

#### 1. Curricular Aspects

##### 1.1 Details about Academic Programmes

Level of the Programme	Number of existing Programmes	Number of programmes added during the year	Number of self-financing programmes	Number of value added / Career Oriented programmes
PhD	1	-	-	-
PG	-	-	3	-
UG	-	-	1	-
PG Diploma	-	-	-	-
Advanced Diploma	-	-	-	-
Diploma	-	-	1	-
Certificate	-	-	-	-
Others (Sign Language)	-	-	-	1
<b>Total</b>	1	-	5	1

Interdisciplinary	-	-		
Innovative	-			

1.2 (i) Flexibility of the Curriculum: CBCS/Core/Elective option / Open options

(ii) Pattern of programmes:

Pattern	Number of programmes
Semester	5
Trimester	nil
Annual	nil

1.3 Feedback from stakeholders\* Alumni  Parents  Employers  Students   
(On all aspects)

Mode of feedback : Online  Manual  Co-operating schools (for PEI)

\*Please provide an analysis of the feedback in the Annexure

1.4 Whether there is any revision/update of regulation or syllabi, if yes, mention their salient aspects.

Yes, there is greater focus on skill, A paper on counseling added.

1.5 Any new Department/Centre introduced during the year. If yes, give details.

No

## Criterion – II

### 2. Teaching, Learning and Evaluation

2.1 Total No. of permanent faculty

Total	Asst. Professors	Associate Professors	Professors	Others
17	10	3	4	-

2.2 No. of permanent faculty with Ph.D.

4

2.3 No. of Faculty Positions Recruited (R) and Vacant (V) during the year

Asst. Professors		Associate Professors		Professors		Others		Total	
R	V	R	V	R	V	R	V	R	V
2			2	1				3	2

2.4 No. of Guest and Visiting faculty and Temporary faculty

13

17

-

2.5 Faculty participation in conferences and symposia:

No. of Faculty	International level	National level	State level
Attended	5	20	
Presented papers	2	2	
Resource Persons		8	1

2.6 Innovative processes adopted by the institution in Teaching and Learning:

Use of power point presentations, videos to demonstrate assessments and rehabilitation procedures. Arranging seminars, conferences and workshops to keep up with recent trends. Practical lab activities for understanding basic concepts before clinical applications.

2.7 Total No. of actual teaching days during this academic year

220+

2.8 Examination/ Evaluation Reforms initiated by the Institution (for example: Open Book Examination, Bar Coding, Double Valuation, Photocopy, Online Multiple Choice Questions)

2.9 No. of faculty members involved in curriculum restructuring/revision/syllabus development as member of Board of Study/Faculty/Curriculum Development workshop

5

2.10 Average percentage of attendance of students?

85%

2.11 Course/Programme wise distribution of **pass percentage**

Title of the Programme	Total no. of students appeared	Division				
		Distinction	1 <sup>ST</sup> CLASS	2 <sup>ND</sup> CLASS	PASS CLASS	Pass %
BSPLA1 <sup>st</sup> Semester	44	06	18	13	0	84 %
BSPLA 2 <sup>nd</sup> Semester	44	5	18	14	0	84.09 %
BSPLA 3 <sup>rd</sup> Semester	40	20	13	05	0	65 %
BSPLA 4 <sup>th</sup> Semester	40	03	18	15	01	92.5 %
BSPLA 5 <sup>th</sup> Semester	40	09	15	14	01	97.5 %
BSPLA 6 <sup>th</sup> Semester	40	04	08	16	05	82.5%



M.SC (AUD ) 1 <sup>st</sup> Semester	10	01	05	03	-	90 %
M.SC (AUD ) 2 <sup>nd</sup> Semester	10	01	06	02	-	90 %
M.SC (AUD ) 3 <sup>rd</sup> Semester	09	00	07	02	-	100 %
M.SC (AUD ) 4 <sup>th</sup> Semester	09	00	05	04	-	100 %
M.SC Speech 1 <sup>st</sup> Semester	11	01	04	02	-	63.63 %
M.SC Speech 2 <sup>nd</sup> Semester	11	01	07	01	-	81.81 %
M.SC Speech 3 <sup>rd</sup> Semester	10	03	06	01	-	100 %
M.SC Speech 4 <sup>th</sup> Semester	10	04	05	01	-	100 %
MASLP 1 <sup>st</sup> Semester	19	00	06	12	-	94.7 %
MASLP 2 <sup>nd</sup> Semester	19	00	11	08	-	100 %
MASLP 3 <sup>rd</sup> Semester	21	03	11	05	-	90.5 %
MASLP 4 <sup>th</sup> Semester	20	00	12	08	-	100 %

## 2.12 How does IQAC Contribute/Monitor/Evaluate the Teaching & Learning processes:

Principal conducts a meeting every two months to assess the progress of the courses per each class. Course and unit plans are prepared by faculty and whetted by HOD and Principal. The lesson plans include the theory, practicum and clinical components. Faculty evaluation is carried out by students annually. Faculty are deputed to attend pedagogical training and seminars and workshops on their area of interest as and when opportunity arises.

## 2.13 Initiatives undertaken towards faculty development

<i>Faculty / Staff Development Programmes</i>	<i>Number of faculty benefitted</i>
Refresher courses	-
UGC – Faculty Improvement Programme	-
HRD programmes	-
Orientation programmes	10 (programming of CI, hearing aids)
Faculty exchange programme	-
Staff training conducted by the university	-

Staff training conducted by other institutions	1
Summer / Winter schools, Workshops, etc.	-
Others	42 (faculty development programs of short duration)

#### 2.14 Details of Administrative and Technical staff

Category	Number of Permanent Employees	Number of Vacant Positions	Number of permanent positions filled during the Year	Number of positions filled temporarily
Administrative Staff	12	-	-	-
Technical Staff	21	-	2	-

### Criterion – III

#### 3. Research, Consultancy and Extension

##### 3.1 Initiatives of the IQAC in Sensitizing/Promoting Research Climate in the institution

Creating research interests in students, B N Gupta Research Centre, Launching of dysphagia unit
---

##### 3.2 Details regarding major projects

	Completed	Ongoing	Sanctioned	Submitted
Number				
Outlay in Rs. Lakhs				

##### 3.3 Details regarding minor projects

	Completed	Ongoing	Sanctioned	Submitted
Number			1	1
Outlay in Rs. Lakhs				4.93L

##### 3.4 Details on research publications

	International	National	Others
Peer Review Journals	-	2	-
Non-Peer Review Journals	-	-	-
e-Journals	-	-	-
Conference proceedings	-	3	

3.5 Details on Impact factor of publications:

Range  Average  h-index  Nos. in SCOPUS

3.6 Research funds sanctioned and received from various funding agencies, industry and other organizations

Nature of the Project	Duration Year	Name of the funding Agency	Total grant sanctioned	Received
Major projects	-	-	-	-
Minor Projects	-	-	-	-
Interdisciplinary Projects	-	-	-	-
Industry sponsored	-	-	-	-
Projects sponsored by the University/ College	-	-	-	-
Students research projects <i>(other than compulsory by the University)</i>	-	-	-	-
Any other(Specify)	6 months	Indian Oil Corporation	1,80,000	1,80,000
Total			1,80,000	1,80,000

3.7 No. of books published i) With ISBN No.  Chapters in Edited Books

ii) Without ISBN No.

3.8 No. of University Departments receiving funds from

UGC-SAP  CAS  DST-FIST   
DPE  DBT Scheme/funds

3.9 For colleges Autonomy  CPE  DBT Star Scheme   
INSPIRE  CE  Any Other (specify)

3.10 Revenue generated through consultancy

3.11 No. of conferences organized by the Institution	Level	International	National	State	University	College
	Number	-	1	-	-	1
	Sponsoring agencies	-	RCI	-	-	-

3.12 No. of faculty served as experts, chairpersons or resource persons

3.13 No. of collaborations International  National  Any other

3.14 No. of linkages created during this year

3.15 Total budget for research for current year in lakhs:

From Funding agency  From Management of University/College

Total

3.16 No. of patents received this year: Nil

Type of Patent		Number
National	Applied	
	Granted	
International	Applied	
	Granted	
Commercialised	Applied	
	Granted	

3.17 No. of research awards/ recognitions received by faculty and research fellows  
Of the institute in the year

Total	International	National	State	University	Dist	College
1	-	1	-	-	1	-

3.18 No. of faculty from the Institution who are Ph. D. Guides   
and students registered under them

3.19 No. of Ph.D. awarded by faculty from the Institution

3.20 No. of Research scholars receiving the Fellowships (Newly enrolled + existing ones): Nil

JRF  SRF  Project Fellows  Any other

3.21 No. of students Participated in NSS events:

University level	<input type="text"/>	State level	<input type="text"/>
National level	<input type="text" value="35"/>	International level	<input type="text"/>

3.22 No. of students participated in NCC events: Nil

University level	<input type="text"/>	State level	<input type="text"/>
National level	<input type="text"/>	International level	<input type="text"/>

3.23 No. of Awards won in NSS: Nil

University level	<input type="text"/>	State level	<input type="text"/>
National level	<input type="text"/>	International level	<input type="text"/>

3.24 No. of Awards won in NCC: Nil

University level	<input type="text"/>	State level	<input type="text"/>
National level	<input type="text"/>	International level	<input type="text"/>

3.25 No. of Extension activities organized

University forum	<input type="text" value="0"/>	College forum	<input type="text" value="0"/>	
NCC	<input type="text" value="0"/>	NSS	<input type="text" value="2"/>	Any other <input type="text" value="113 Camp"/>

3.26 Major Activities during the year in the sphere of extension activities and Institutional Social Responsibility

- Camps, free voice screening with mobile clinic

## Criterion – IV

### 4. Infrastructure and Learning Resources

4.1 Details of increase in infrastructure facilities:

Facilities	Existing	Newly created	Source of Fund	Total
Campus area	27,880 Sq.Ft	-		27,880 Sq.Ft
Class rooms	08	Research center	Capital from individual & group donors	08
Laboratories	03	-	Rotary club, lions's club, CSR, Capital from individual & group donors.	03
Seminar Halls	01	-		01
No. of important equipments purchased ( $\geq$ 1-0 lakh) during the current year.	9	4	Self finance	13
Value of the equipment purchased during the year (Rs. in Lakhs)	20.27 L			
Others	----			

4.2 Computerization of administration and library

**Administration:** biometric finger print for attendance of staff, face recognition for students; **Accounts:** Tally & PaySal;  
**Library:** Issuing, return issue of cards to staff & students issue register, OPAC.

#### 4.3 Library services:

	Existing		Newly added		Total	
	No.	Value	No.	Value	No.	Value
Text Books	600	20,000,00/- approx	-	-	-	-
Reference Books	1500		-	-	-	-
e-Books	-	-	150	Open access		
Journals	17	8.20 L	2	1.88 L	17	10.08 L
e-Journals	-	-	03	-	03	
Digital Database	-	-	-	-	-	-
CD & Video	53	-	15	-	68	-
Others (specify)	-	-	-	-	-	-

#### 4.4 Technology up gradation (overall)

	Total Computers	Computer Labs	Internet	Browsing Centres	Computer Centres	Office	Departments	Others
Existing	100	20	60	20	30	10	20	--
Added	10	--	10	--	--	02	08	--
Total	110	20	70	20	30	12	28	--

#### 4.5 Computer, Internet access, training to teachers and students and any other programme for technology upgradation (Networking, e-Governance etc.)

Biometric finger print for attendance of staff, face recognition for student's attendance.
--

#### 4.6 Amount spent on maintenance in lakhs: 2017 - 2018

i) ICT	1.48 L
ii) Campus Infrastructure and facilities	23.26 L
iii) Equipments	4.33 L

iv) Others

8.76 L

**Total :**

37.83 L

## Criterion – V

### 5. Student Support and Progression

#### 5.1 Contribution of IQAC in enhancing awareness about Student Support Services

For student support, the following bodies are formed,

1. Committees/councils
  - a) Mentorship committee.
  - b) Anti ragging committee
  - c) Sexual harassment elimination committee
  - d) Student council
  - e) Placement cell
  - f) Grievance redressal committee
  - g) Sport committee
  - h) Cultural committee
  - i) Alumni association
2. Student Support  
Clinical psychologist of the institute is nominated as student counselor particularly to handle first year graduate and post graduate students
3. Financial support
  - a) Institute provides financial support to the needy students by giving them scholarship and by giving education loan
  - b) Institute has extended financial support by bearing medical expenditures up to Rs.25.000

#### 5.2 Efforts made by the institution for tracking the progression

Institute monitors progress of the students by monitoring class attendance, performance and mentoring the students

#### 5.3 (a) Total Number of students

UG	PG	Ph. D.	Dip Hi
168	78	3	1



(b) No. of students outside the state

UG				PG		Ph.D	Diploma (HI)
1 <sup>st</sup>	2 <sup>nd</sup>	3 <sup>rd</sup>	4 <sup>th</sup>	1 <sup>st</sup>	2 <sup>nd</sup>		
33	33	31	28	29	28	3	1

(c) No. of international students

Men	No	%	Women
	-		

No	%
PG	
1	

Demand ratio

	Last Year						This Year					
	General	SC	ST	OBC	Physically Challenged	Total	General	SC	ST	OBC	Physically Challenged	Total
UG	32	1	1	10	-	44	30	-	1	9	-	40
PG	30	-	-	11	-	41	29	-		11	01	41

Dropout %

UG Nil

PG Nil

Diploma (HI) Nil

No. of students beneficiaries

Nil
-----

5.4 Details of student support mechanism for coaching for competitive examinations (If any)

Since students usually do not take up competitive examination coaching for such exam does not arise at all
--

5.5 No. of students qualified in these examinations : Nil

NET  SET/SLET  GATE  CAT   
 IAS/IPS etc  State PSC  UPSC  Others

5.6 Details of student counselling and career guidance

Students who have completed their post-graduation will be called for interview after receiving the letter from the various organizations asking for placement of students

No. of students benefitted

5.7 Details of campus placement

<i>On campus</i>			<i>Off Campus</i>
Number of Organizations Visited	Number of Students Participated	Number of Students Placed	Number of Students Placed
3	25	21	8

5.8 Details of gender sensitization programmes

Breast Cancer Awareness programme on 16<sup>th</sup> August, 2017  
 International Womens’s day celebration on 7<sup>th</sup> March, 2018

5.9 Students Activities

5.9.1 No. of students participated in Sports, Games and other events

State/ University level  National level  7 International level

No. of students participated in cultural events: Nil

State/ University level  National level  International level

5.9.2 No. of medals /awards won by students in Sports, Games and other events: Nil

Sports: State/ University level  National level  - International level

Cultural: State/ University level  National level  International level

### 5.10 Scholarships and Financial Support

	Number of students			Amount
	UG	PG	Diploma(HI)	
Financial support from institution (deferred payment)	1	1		6,55,500
Financial support from government			2	48,000
Financial support from other sources	12			1,18,000
Number of students who received International/National recognitions			-	

### 5.11 Student organized / initiatives: Nil

Fairs : State/ University level  National level  International level

Exhibition: State/ University level  National level  International level

5.12 No. of social initiatives undertaken by the students

### 5.13 Major grievances of students (if any) redressed:

No major grievances have been reported by the students

## Criterion – VI

### **6. Governance, Leadership and Management**

#### 6.1 State the Vision and Mission of the institution

##### Vision

A world without activity limitation for persons with communication disorders.

##### Mission

- Develop need felt world class human resources
- Research that ensures human rights
- Develop clinical services that promote equal opportunities at affordable cost.
- Develop cutting edge science and technology to achieve our vision.
- Initiate preventive and pre-emptive action to avoid conditions leading to disabilities.
- Develop programmes in a whole life perspective and reduce the burden of family members of people with communication disorders.
- Create and provide infrastructure, laboratory, library and related facilities as stipulated by University and statutory bodies

## 6.2 Does the Institution has a management Information System

Yes.

## 6.3 Quality improvement strategies adopted by the institution for each of the following:

### 6.3.1 Curriculum Development

The syllabus revision is as per the requirement of Bangalore University. A subject on 'counselling' was added to the MSc (Audiology ) and MSC(SLP) programme.

### 6.3.2 Teaching and Learning

National level seminars/conference, short training programmes for faculty and students were conducted at the institute. Additionally, faculty served as resource speakers in various national level conferences/workshop and training programme.

### 6.3.3 Examination and Evaluation

Examination and evaluation is conducted as per the rule and regulations of the University of Bangalore. Continuous assessments of students are conducted through test papers and assignments by the respective teacher.

### 6.3.4 Research and Development

Dr. B. N. Gupta Research centre was launched in June 2018, to encourage the faculty and students to involve in research. Dysphagia Unit was opened in March 2018, to cater to the needs of persons with swallowing difficulties.

### 6.3.5 Library, ICT and physical infrastructure / instrumentation

Subscribed Thieme publications, Badminton court for students and staff.

### 6.3.6 Human Resource Management

Well- equipped gymnasium, in-house counsellor, hostel facilities for both boys and girls.

### 6.3.7 Faculty and Staff recruitment

Two assistant professors were recruited.

### 6.3.8 Industry Interaction / Collaboration

Representatives from various hearing aid companies also provided training to the faculty in the Department of hearing studies.

### 6.3.9 Admission of Students

Fifty percent of seats are reserved both for those students who apply through management and university quota. Interview is conducted for the students who apply through the management quota.

### 6.4 Welfare schemes for

Teaching	<p>Conferences/ Workshop/ Seminars Staff of the institute was encouraged to attend conference/ seminars at National and International level. Faculty can avail upto 8 days of paid leave (On official Duty) to attend the conference or seminar. 14 staff was provided with OOD to attend seminars/training programmes in the last year.</p> <p>Loan Facility Faculty of the institute are provided with the facility of availing interest- free loan for a maximum amount of Rs 25,000/-. Currently, 15 teaching and non-teaching staff have availed this facility.</p> <p>Insurance Teaching staff are covered against accident for a sum of Rs. 1 lakh. No faculty availed this scheme in the last academic year.</p>
Non teaching	<p>Non teaching staff is covered against accident for a sum of Rs. 1 lakh. Non teaching staff with income below Rs. 15,000 per month is eligible for ESI. One non-teaching faculty availed this last year.</p>
Students	<p>Three students were offered a deferred payment of their fees</p> <p>Students were assigned with a mentor to help them with the problems faced by them. Some of the students availed services from the in-house counsellor on their own and also as per the instructions of the Principal.</p>

	<p>Staff and Students were provided with Wifi facilities both in the hostel as well as in the institute. Besides, they had free access to the computers in the Library. They also availed photocopying and printing facilities at subsidized rates in the library</p> <p>Students were also intimated about the job openings in the field by displaying the circular and notices on the notice board. The placement cell of the institute coordinated the interviews for the students conducted by various organizations.</p> <p>Kiosk facility was available for both staff and students of the institute.</p>
--	---

6.5 Total corpus fund generated:

6.6 Whether annual financial audit has been done? Yes  No

6.7 Whether Academic and Administrative Audit (AAA) has been done?

Audit Type	External		Internal	
	Yes/No	Agency	Yes/No	Authority
Academic	No	No	No	No
Administrative	No	No	No	No

6.8 Does the University/ Autonomous College declare results within 30 days?

For UG Programmes Yes  No

For PG Programmes Yes  No

6.9 What efforts are made by the University/ Autonomous College for Examination Reforms?

6.10 What efforts are made by the University to promote autonomy in the affiliated/constituent colleges?

6.11 Activities and support from the Alumni Association

6.12 Activities and support from the Parent – Teacher Association

Nil

6.13 Development programmes for support staff

No

6.14 Initiatives taken by the institution to make the campus eco-friendly

1. Waste Management
2. Green belt
3. Rain water harvesting

**Criterion – VII**

**1. Innovations and Best Practices**

7.1 Innovations introduced during this academic year which have created a positive impact on the functioning of the institution. Give details.

- Launching of Dysphagia clinic in the Month of June 2018 with the aim of getting safe and effective swallow in individuals who have difficulty with swallowing.
- Tie up with IOL to install “Karna”( the mannequin has been procured to monitor recreational listening level in individuals who are exposed to noise, or music on a daily basis.
- Launching of B.N.Gupta Research Center.

7.2 Provide the Action Taken Report (ATR) based on the plan of action decided upon at the beginning of the year

NAAC accreditation process was completed. Continuous performance cards were removed as the faculty did not find it to be effective. One National level and one college level conferences were conducted. We developed a syllabus for the AVT certification course.

7.3 Give two Best Practices of the institution (*please see the format in the NAAC Self-study Manuals*)

Initiation of Research center (B.N.Gupta research center) to promote research in the field of speech and hearing.

The institute has contributed to the cochlear implant programme of, Rashtriya Bal Swasthya Karyakra m (RBSK), through Suvarna Arogya Suraksha Trust (SAST) and institute is one of the recognized centers for rehabilitation. Institute participated in the education of District health medical officers.

#### 7.4 Contribution to environmental awareness / protection

##### **a) Energy Conservation**

Solar water heater system is installed to provide hot water in the hostel for boys and girls of the institute.

LED Lights have replaced other sources of energy.

##### **b) Water harvesting**

Rain water harvesting has been established and it is maintained in the institute.

##### **c) Efforts for Carbon neutrality**

Majority of the rooms are non AC except for few units. (Director's office, Speech science lab, Audiology block, Class room) hence the carbon by product produced by the air conditioners is minimal.

##### **d) Plantation**

Institute has a green Belt, and it is maintained by a Gardner, every now and then new plants are replanted.

##### **e) Waste Management**

The wastes generated from the institute are segregated by placing two Bins (Wet waste and Dry waste).

Quarterly once staff and students are educated on segregation of waste.

On July 2018 institute organized a talk by Dr.Sreesha M on " Food waste and biodegradable waste treatment through anaerobic digestion"

##### **f) E-Waste Management**

E-Waste generated by the institute is handed over to Sankya.

7.5 Whether environmental audit was conducted?      Yes              No

No

7.6 Any other relevant information the institution wishes to add. (For example SWOT Analysis)

**Strength:** Strong skill based clinical exposure, wide exposure tools to students on tests &, experienced faculty for transfer of skills

**Weakness:** Staff attrition, less research output

**Opportunities:** Growth in many directions like opening specialized clinics

**Challenges:** Changing climates in education, space, mentoring activities



## 8. Plans of institution for next year

- To start fellowship training program in AVT
- To start fellowship training program on speech restoration and rehabilitation in head and neck cancer.
- Add-on certificate programme on learning disability
- To organize scientific and quality related workshops and seminars.
- To conduct Staff enrichment programs.
- Preparing public educational material and apps
- Strengthening the clinical training for students through specialized units.
- Promoting B N Gupta research facility to attract students/scholars to take up collaborative studies

Name: Ms. Sneha Mareen Varghese



Signature of the Coordinator, IQAC,

Name: Dr. Madhuri Gore



Signature of the Chairperon, IQAC,

## ANNEXURE I

<b>CALENDAR OF ACADEMIC EVENTS FOR UNDERGRADUATE STUDENTS (JUNE 2017 - JUNE 2018)</b>		
1	Commencement of Classes for I, III and V semester B.ASLP and Induction Day	12 <sup>th</sup> June 2017
2	Finalization of Internship postings	15 <sup>th</sup> June 2017
3	Commencement of Internship postings	1 <sup>st</sup> July 2017
4	Midterm examination for B.Sc batches	2 <sup>nd</sup> week of August 2017
5	Teacher's Day celebration	5th September 2017
6	Submission of IA marks for B.Sc	15 <sup>th</sup> October 2017
7	Founders Day	5th October 2017
8	Tentative date for End of Term for B.Sc batches	22 <sup>nd</sup> October 2017
9	World Disabled Day	3rd December 2017
10	Re-opening of even semester B.Sc	18 <sup>th</sup> January 2018
11	Midterm examination for B.Sc batches	Second week of March 2018
12	World Autism day	4 <sup>th</sup> April 2018
13	World voice day celebrations	21 <sup>st</sup> April 2018 (Tentative)
14	Farewell for UG students	Tentatively 2nd week of April 2018
15	Last working day for even semester	11 <sup>th</sup> May 2018
16	Commencement of Practical examination	12 <sup>th</sup> May 2018
17	Commencement of Theory examination	24 <sup>th</sup> May 2018
18	Commencement of classes for odd semester	15 <sup>th</sup> June 2018

## ANNEXURE II

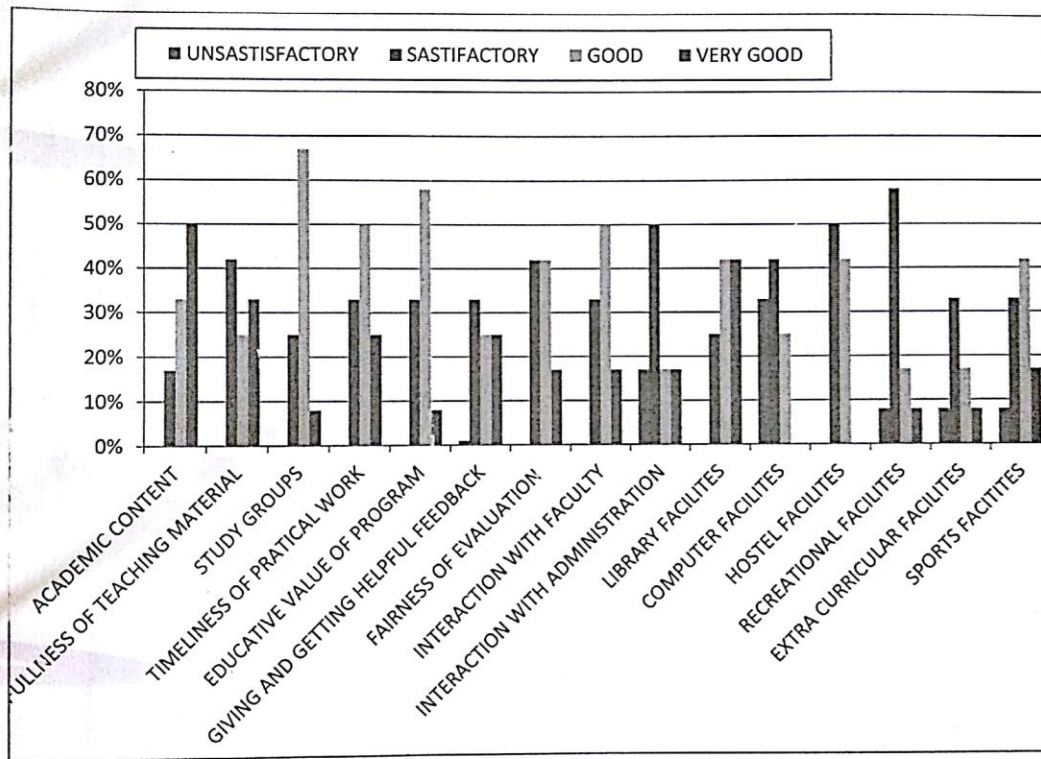


**Dr. S. R. Chandrasekhar Institute of Speech & Hearing**  
**Hennur Main Road, Bangalore - 560 084**

Tel: 080-25460405/25470037/25468470 Fax: 080-25467829

E Mail-[dr.srcish@gmail.com](mailto:dr.srcish@gmail.com) Web: [www.speechear.org](http://www.speechear.org)

### OVERALL RATING OF PROGRAM BY STUDENTS



(N: 30)

**The overall Program is Very Good**

**Key areas that need to be worked upon are:**

- **Computer facilities and recreational facilities**

*[Signature]*  
**Chairperson**

**Feedback committee**

*Chairperson*  
**Feedback Committee**  
**Dr S R Chandrasekhar Institute of**  
**Speech and Hearing**  
**Hennur Road, Bangalore-560084**

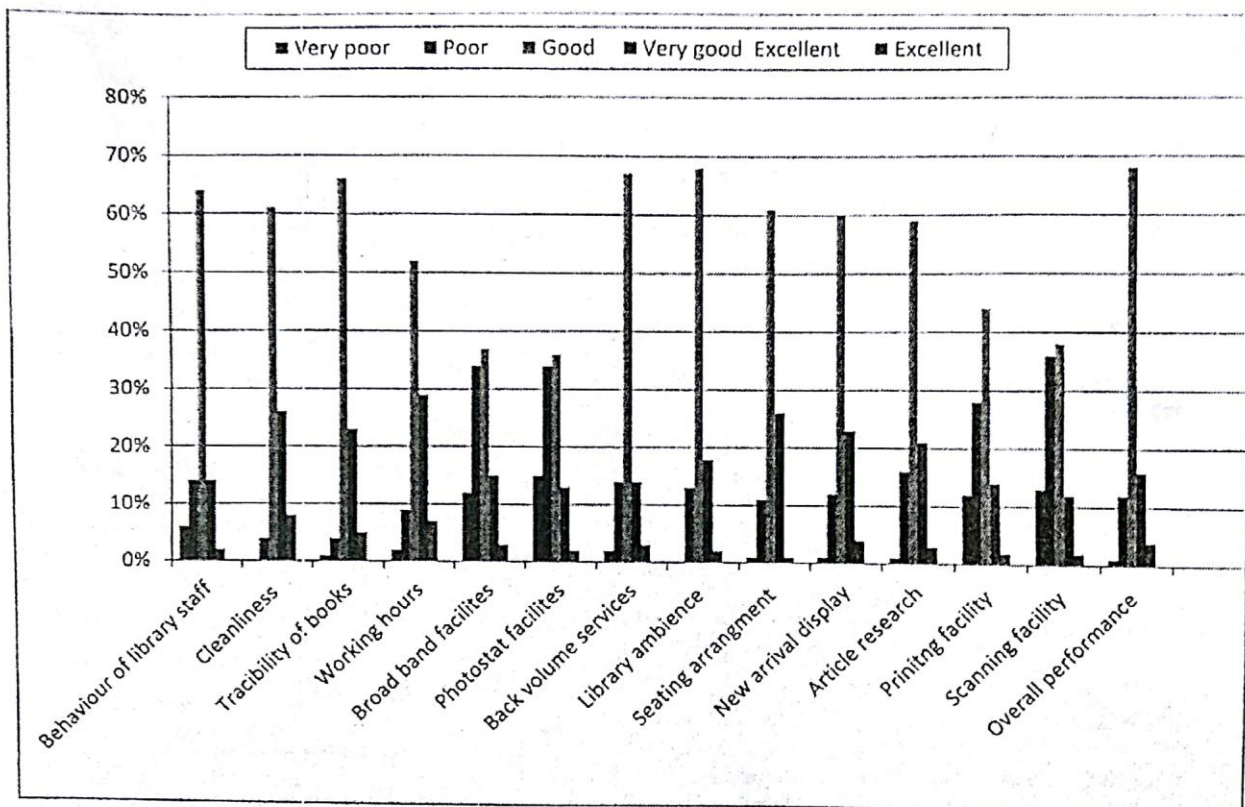


Dr. S. R. Chandrasekhar Institute of Speech & Hearing  
Hennur Main Road, Bangalore - 560 084

Tel: 080-25460405/25470037/25468470 Fax: 080-25467829

E Mail-dr.sreish@gmail.com Web: [www.speechear.org](http://www.speechear.org)

### CENTRAL LIBRARY USER FEEDBACK PERFORMA



(N: 95)

The overall performance of the library is **GOOD**, (68%) agreement. Key areas that need to be worked upon are:

- 1) **Broadband facilities:** 37% rated the services as good, and 34% rated it as poor.



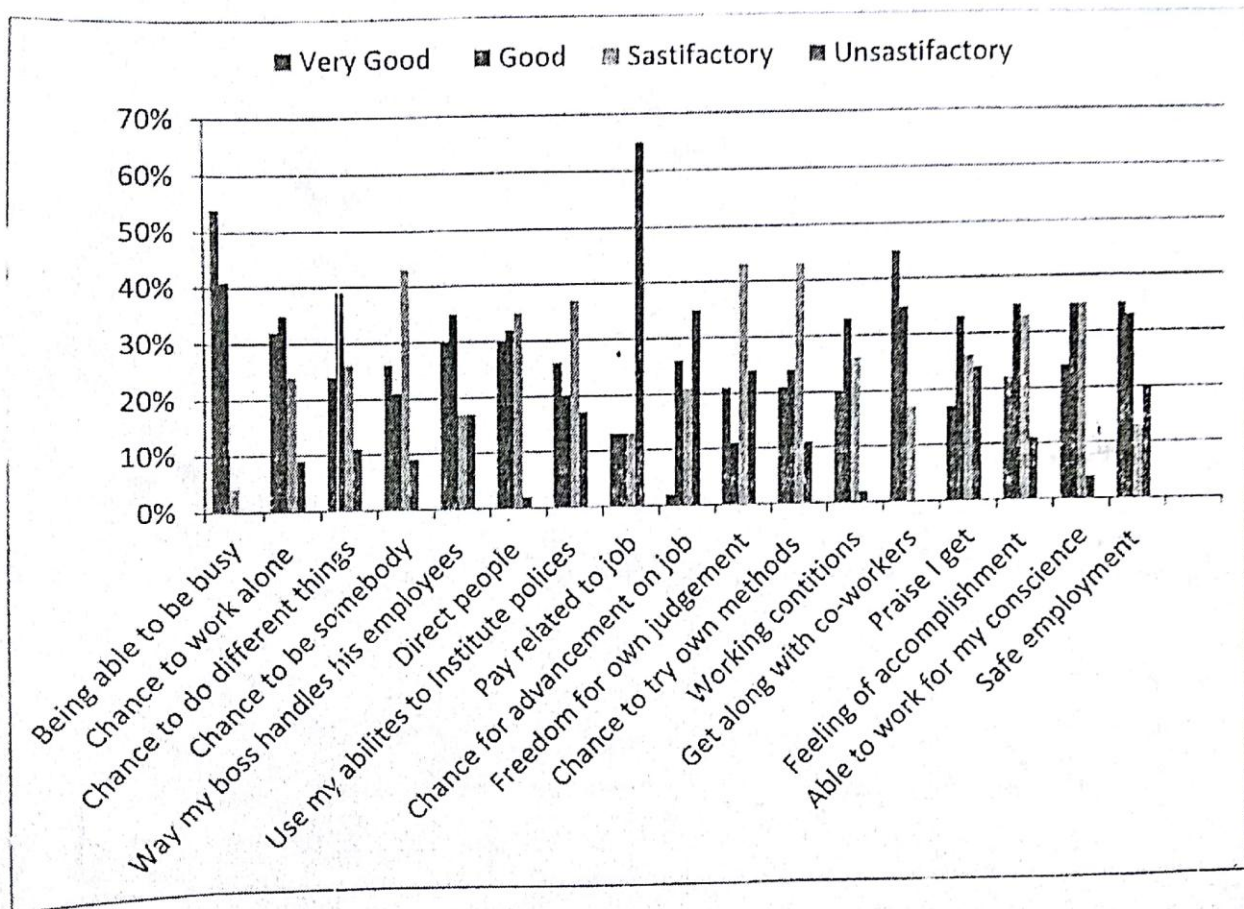


Dr. S. R. Chandrasekhar Institute of Speech & Hearing  
 Hennur Main Road, Bangalore - 560 084

Tel: 080-25460405/25470037/25468470 Fax: 080-25467829

E Mail-dr.srcish@gmail.com Web: www.speechear.org

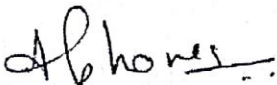
## EVALUATION OF ORGANIZATION CLIMATE –FEEDBACK REPORT



(N: 46)

The overall Organizational climate is **GOOD**, (65%) agreement that all co-workers get along with each other. Key areas that need to be worked upon are:

- 1) **Acknowledged /Praised for doing a good job:** 17% rated it as very good, 33% rated the services as good, 26% rated it as Satisfactory and 24% rated it as unsatisfactory.
- 2) **Chance for advancement on Job :** 2% rated it as Very Good, 26% rated the services as good, 21% as satisfactory and 35 % rated it as unsatisfactory
- 3) **Pay and amount of work/job done:** 9% rated the services as very good, 13% rated it as Good, 13% rated it as satisfactory and 65% rated it as unsatisfactory.

  
**Chairperson**

**Feedback committee**

~~Chairperson~~  
**Feedback Committee**  
Dr S R Chandrasekhar Institute of  
Speech and Hearing  
Hennur Road, Bangalore-560011